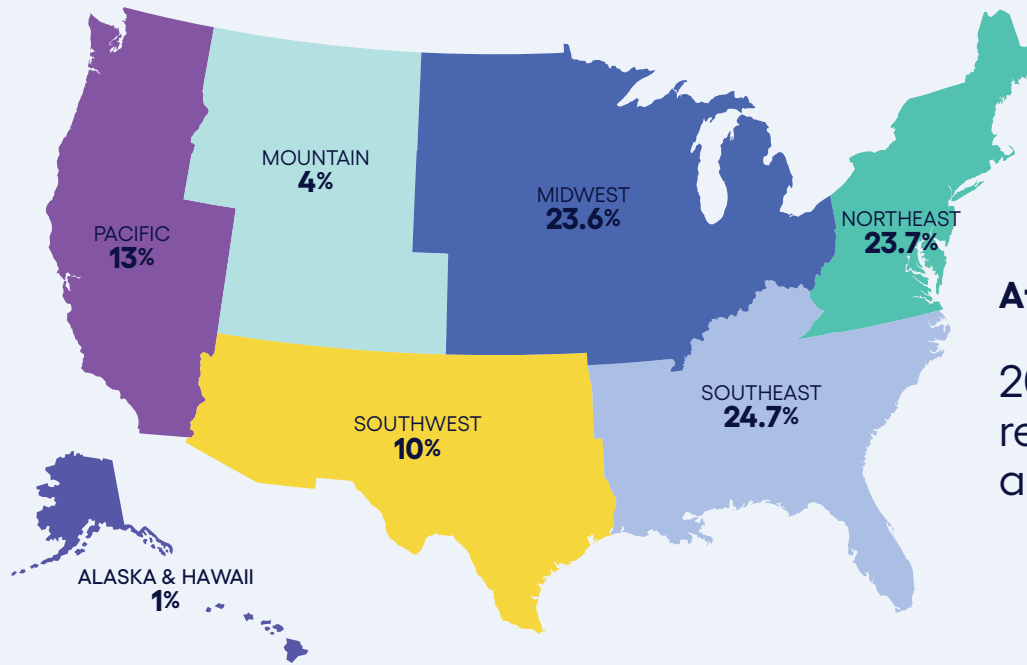




Congress 2024 Post-Show Report

3,356 Attendees



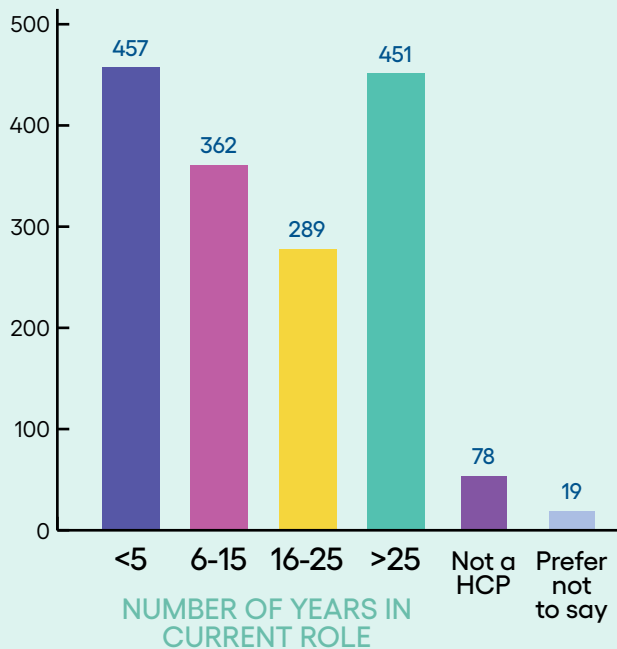
Attendees by State

2024 attendees represented all 50 states!

Attendees' Experience Level

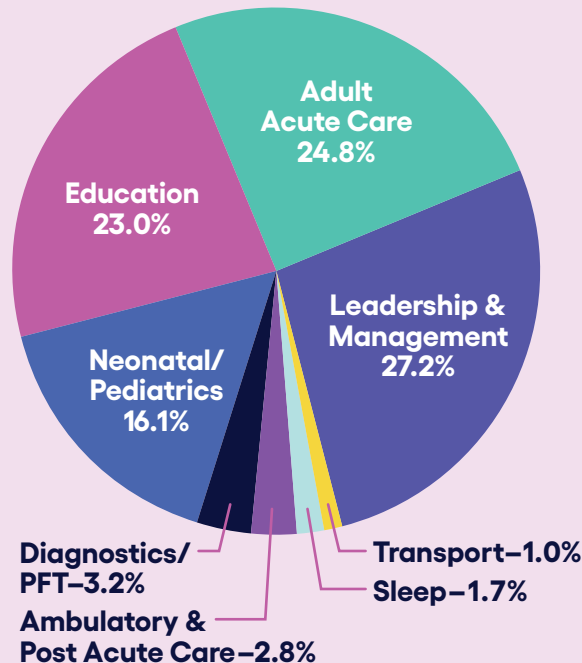
Total # Respondents: 1,656

RESPONDENTS



Attendees by Specialty Section

Total # Respondents: 1,355



ALL COUNTRIES in Attendance

*Top Countries Represented by # of Attendees

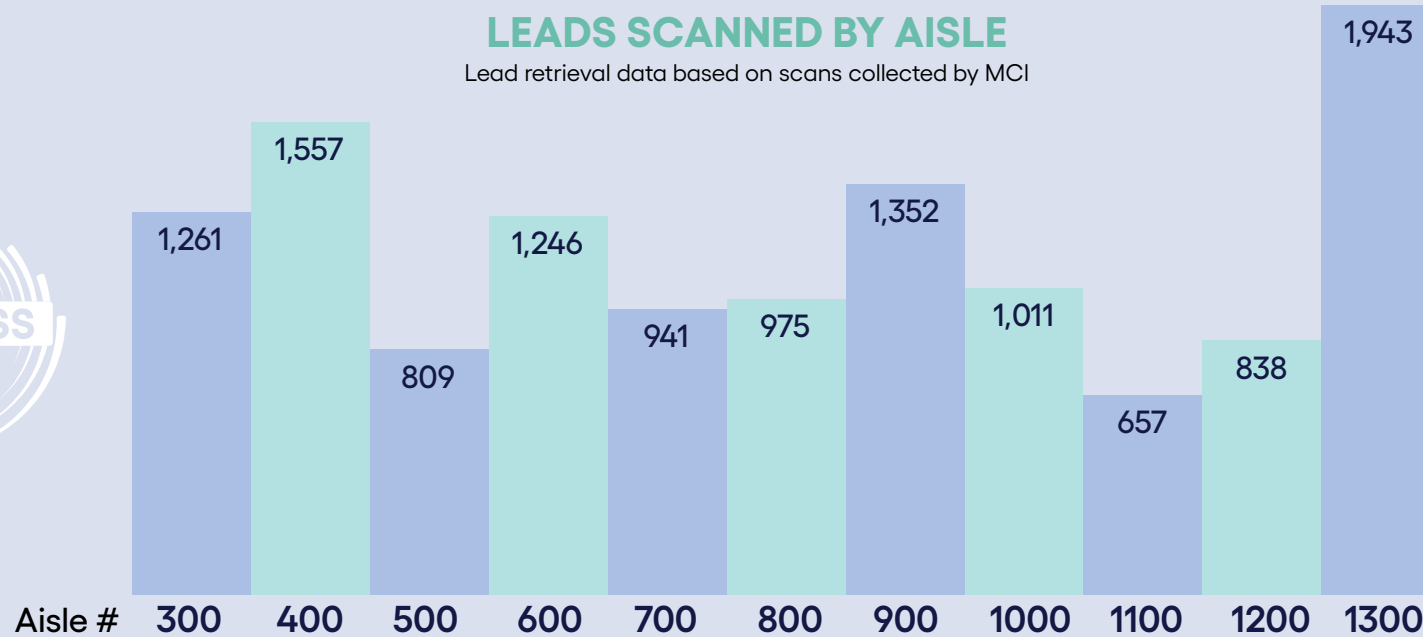
- | | |
|--------------------|----------------------------|
| Australia | Japan* |
| Canada* | Mexico* |
| Cayman Islands | Philippines |
| Chile | Republic of Korea* |
| China* | Reunion |
| Colombia | Saudi Arabia |
| Dominican Republic | Singapore* |
| El Salvador | Sweden |
| France | Switzerland* |
| Georgia | Taiwan* |
| Germany | United Arab Emirates |
| Guatemala | United Kingdom |
| Guyana | Uruguay |
| India | US Minor Outlying Islands* |
| Ireland | USA* |
| Italy | Vietnam |

EXPO HALL

Total Number of Leads: 11,823

LEADS SCANNED BY AISLE

Lead retrieval data based on scans collected by MCI



TOP TRAFFIC BASED ON LEADS SCANNED

BOOTH / COMPANY	# LEADS
421 Nemours Children's Health	449
433 Baptist Health	421
925 Sentec Inc.	400
1018 Boise State University, Dept. of Respiratory Care	380
912 Vitalograph Inc	341
309 UK HealthCare	329
731 Select Medical	289
1313 ZOLL Medical Corporation	282
324 University of Maryland Medical System (UMMS)	276
1242 CHRISTUS Health	256



Congress 2025 – Phoenix, Arizona December 6-9, 2025

For booth reservations and more information, contact:
Susan Mathis, Exhibits Manager
 Phone: 972.406.4663 | Email: susan.mathis@aacrc.org